

Standards and specifications for flooring and paneling products vary coast-to-coast, as well as internationally. Because of this, you should depend on your customer to tell you what standards are needed.

For maintaining the most consistent tolerances and longevity of tooling, the most efficient method is to use Weinig Tongue-and-Groove Insert Cutters.

The use of ground-to-pattern knives requires consistent checking of the product due to possible knife wear. Industry patterns sometimes show a perfectly straight cut or a 90° cut that cannot be realistically obtained with a ground-to-pattern knife. Adding a 5° or 3° taper to the tongue-and-groove then may alter the profile slightly.

The Weinig Custom Grinding Service has produced hundreds of sets of tongue-and-groove cutters for a variety of needs. Communicating with your customer and being aware of machining limitations are the keys to success in producing profitable tongue-and-groove mouldings.

TONGUE-AND-GROOVE MOULDING PATTERNS

Example: PT 56 31 B0 1

PT	Panel with tongue, identifies product as a tongue-and-groove profile
PS	Panel with shiplap, identifies product as a shiplap
56	Thickness, as first 2 decimals
31	Width, as first 2 decimals. If side heads only are needed, the width is identified as "00"
BO	Profile key
	0 Straight vertical T&G pattern
	B Beaded profile, either one or two beads
	V V-joint, either made on sides or horizontal
	N Nail set included in profile
	P Profile included in horizontal cuts
	R Radius included

More than one key can be used in a profile.

- 1 Profile number. Some profiles have variations such as a longer tongue and some profiles are the same with the templates profiling differently.

**PRINT
THIS SECTION**

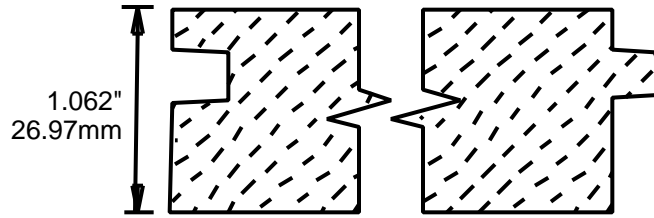
**ORDERING
INFORMATION**

**RETURN TO
Table of Contents**

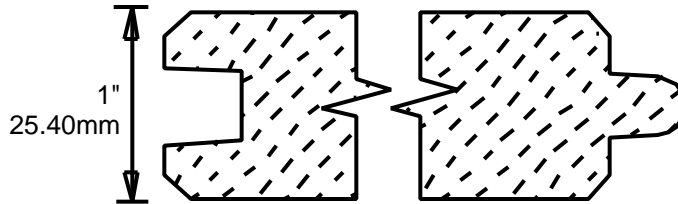
**RETURN TO
Beginning of Section**

WEINIG TONGUE-AND-GROOVE PATTERNS

PT1000001



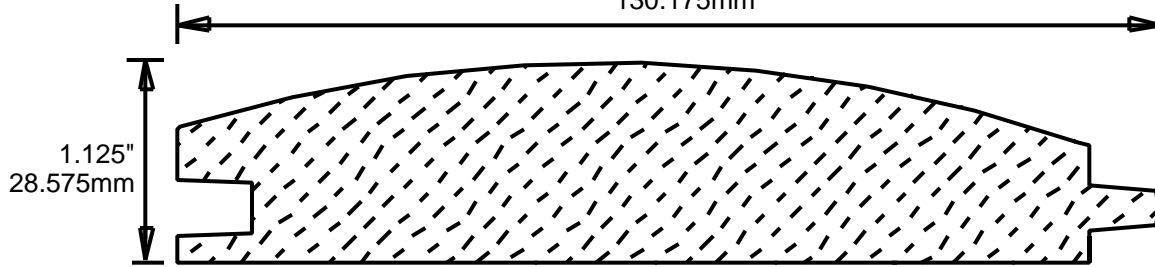
PT1000VV1



PT1155R01

5.125"

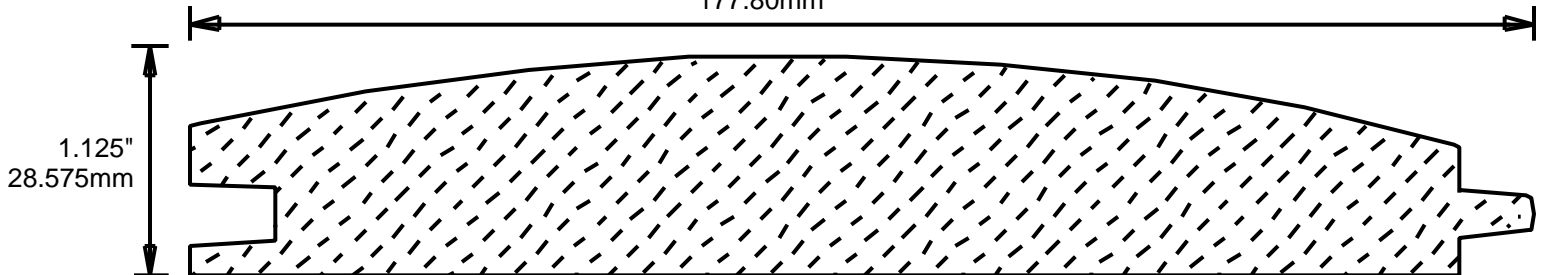
130.175mm



PT1170RO1

7"

177.80mm



**PRINT
THIS SECTION**

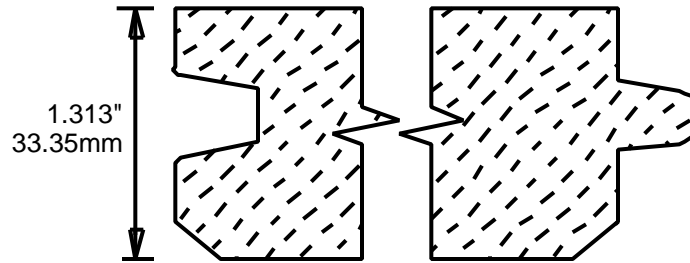
**RETURN TO
Beginning of Section**

**RETURN TO
Table of Contents**

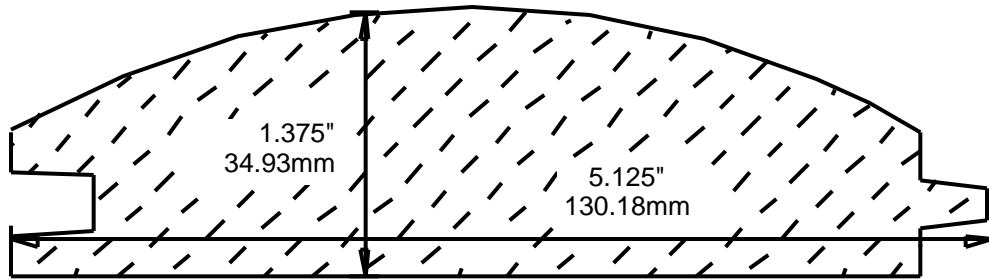
**ORDERING
INFORMATION**

WEINIG TONGUE-AND-GROOVE PATTERNS

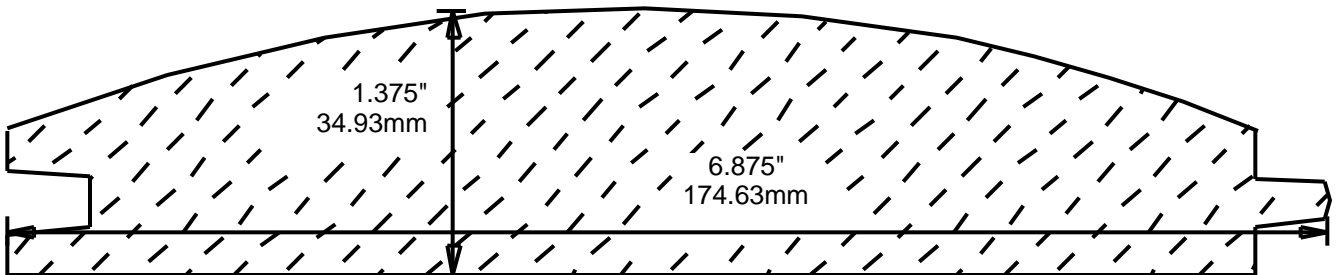
PT1300VO1



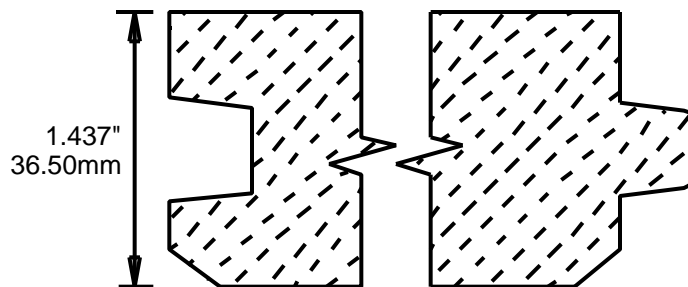
PT1347R01



PT1365R01



PT1400V01



**PRINT
THIS SECTION**

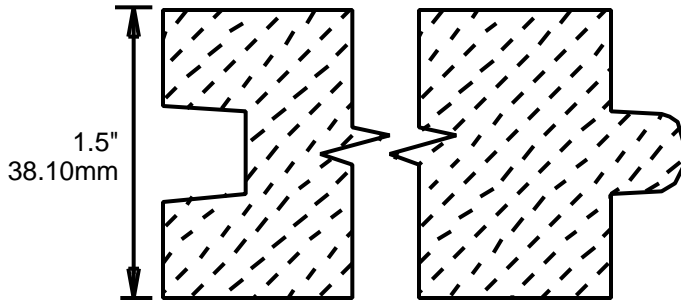
**ORDERING
INFORMATION**

**RETURN TO
Table of Contents**

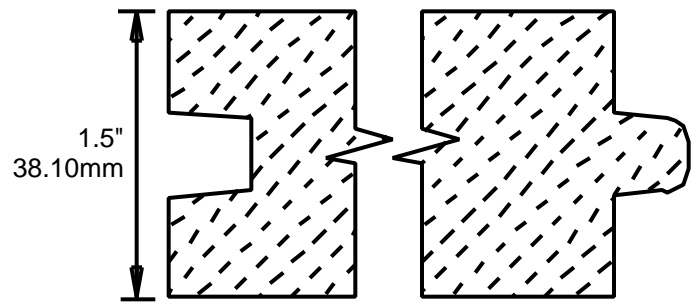
**RETURN TO
Beginning of Section**

WEINIG TONGUE-AND-GROOVE PATTERNS

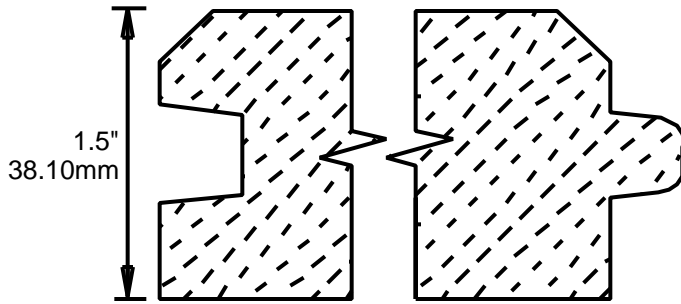
PT1500001



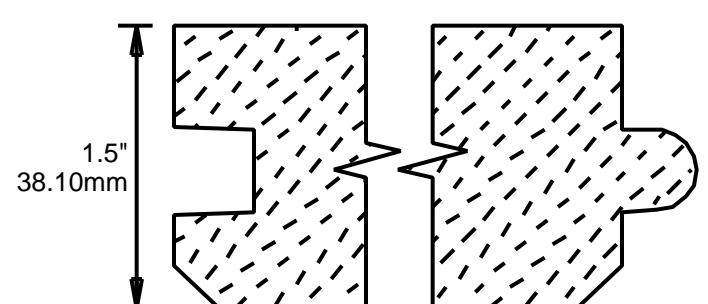
PT1500002



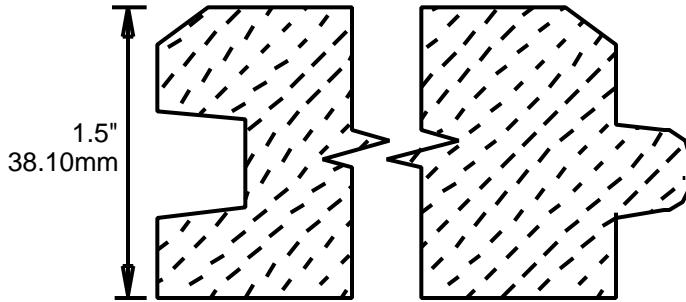
PT1500V01



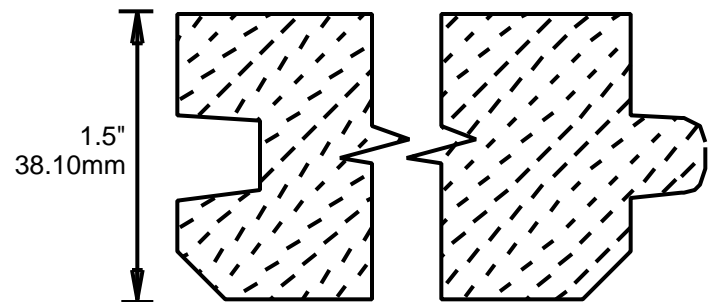
PT1500V02



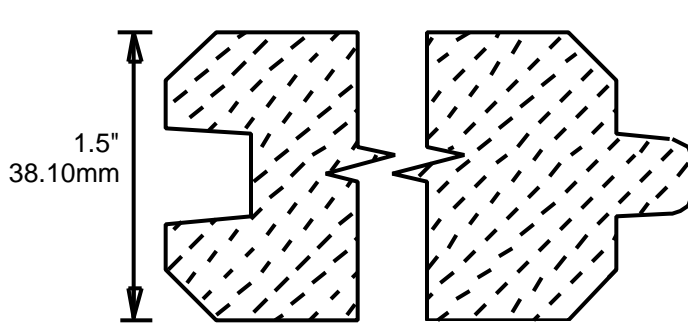
PT1500V03



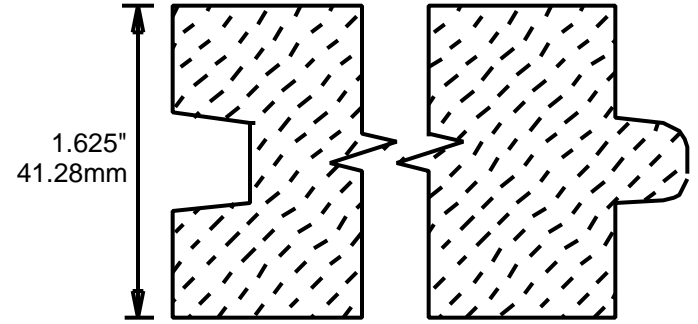
PT1500V04



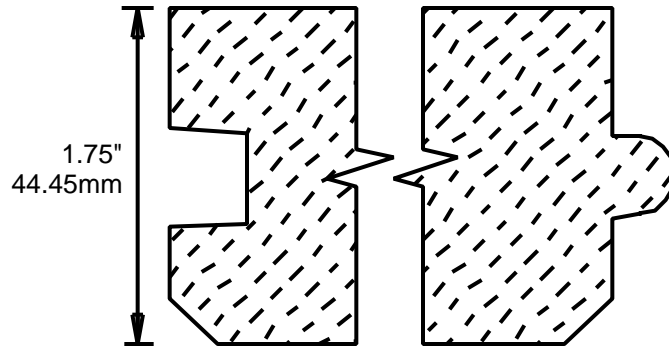
PT1500VV1



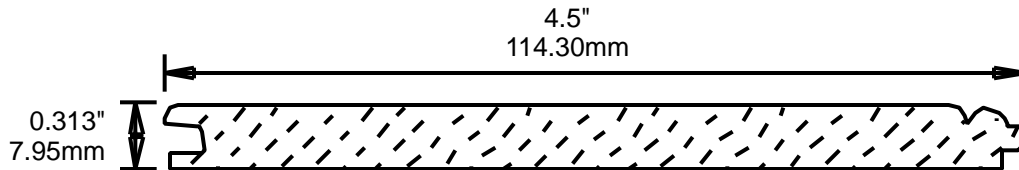
PT1600001



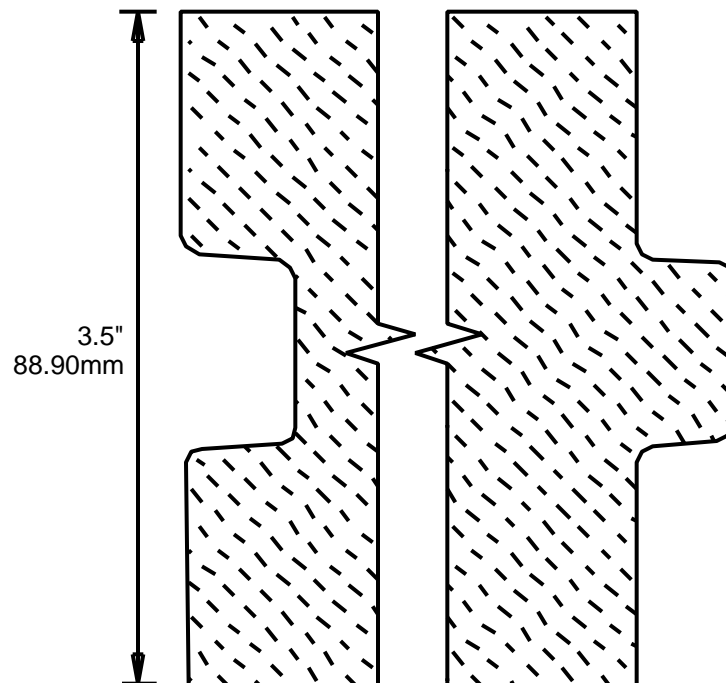
PT1700V01



PT3145PRI



PT3500001



**PRINT
THIS SECTION**

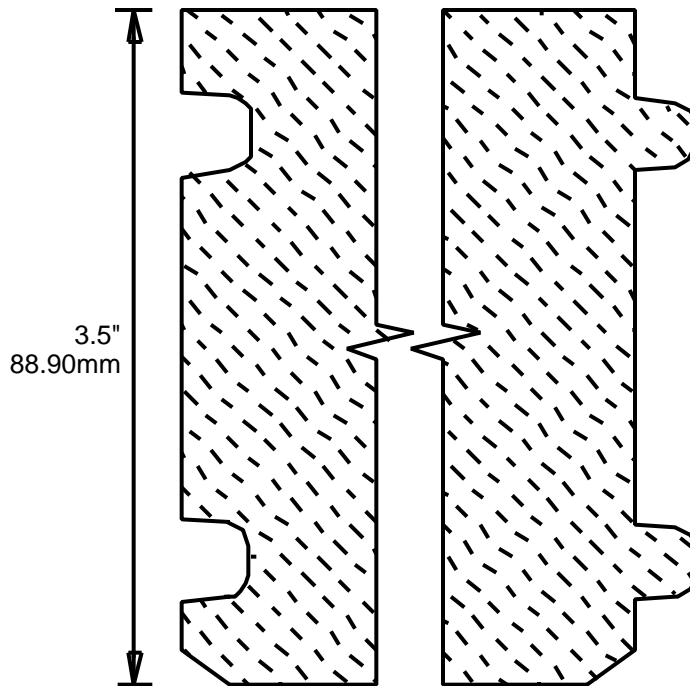
**ORDERING
INFORMATION**

**RETURN TO
Table of Contents**

**RETURN TO
Beginning of Section**

WEINIG TONGUE-AND-GROOVE PATTERNS

PT3500VV1



PT3700R01



PT3700V01



PT3700V02

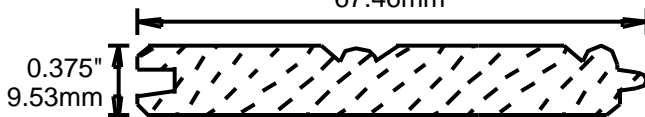


PT3700V03



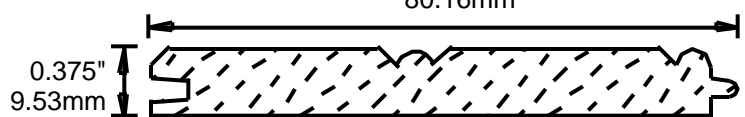
PT3725BV1

2.656"
67.46mm



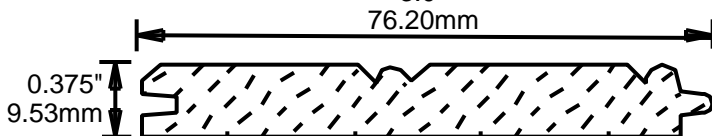
PT3730B01

3.156"
80.16mm



PT3730B02

3.0"
76.20mm



PT3731PV1

3.156"
80.162mm



**PRINT
THIS SECTION**

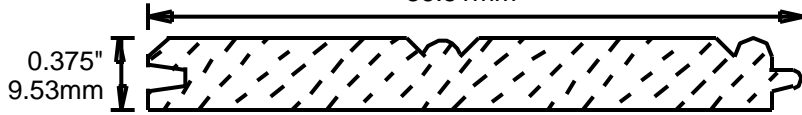
**RETURN TO
Beginning of Section**

**RETURN TO
Table of Contents**

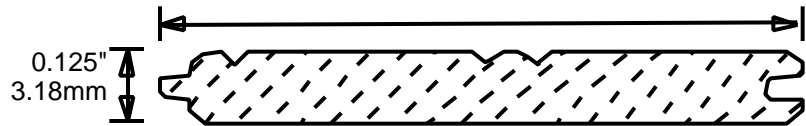
**ORDERING
INFORMATION**

WEINIG TONGUE-AND-GROOVE PATTERNS

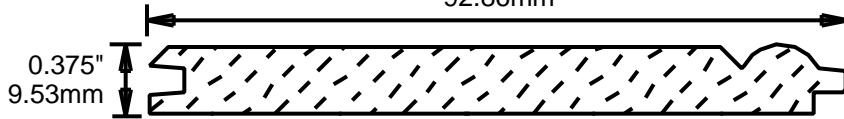
PT3732B01
3.406"
86.51mm



PT3733BV1
3.344"
84.94mm



PT3736PV1
3.656"
92.86mm




PT4300R01



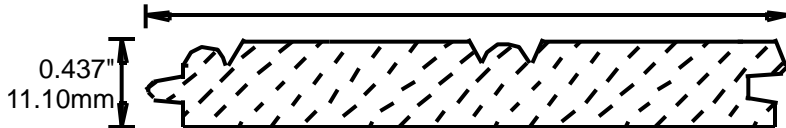
PT4300V01



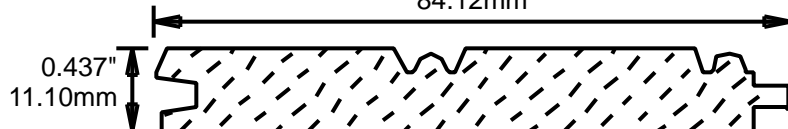
PT4300V02



PT4331B01
3.343"
84.91mm



PT4331B02
3.312"
84.12mm



**PRINT
THIS SECTION**

**ORDERING
INFORMATION**

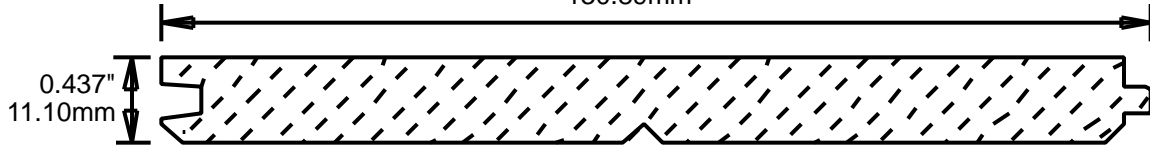
**RETURN TO
Table of Contents**

**RETURN TO
Beginning of Section**

WEINIG TONGUE-AND-GROOVE PATTERNS

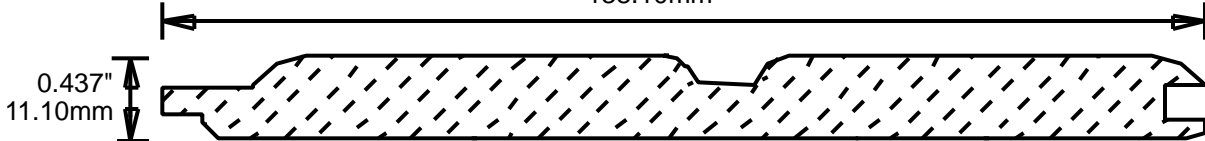
PT4351VV1

5.153"
130.89mm



PT4354RR1

5.437"
138.10mm



PT5000001



PT5000002



PT5000003



PT5000R01

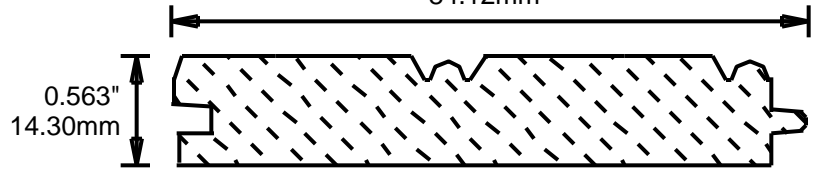


PT5000V01



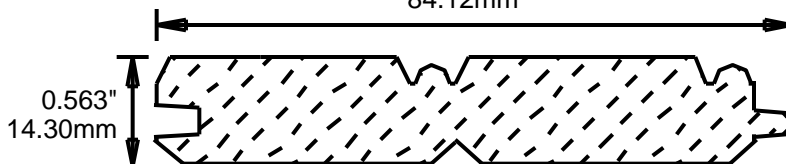
PT5631B01

3.312"
84.12mm



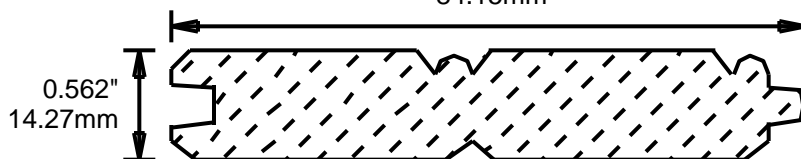
PT5631BV1

3.312"
84.12mm



PT5631BV2

3.313"
84.15mm

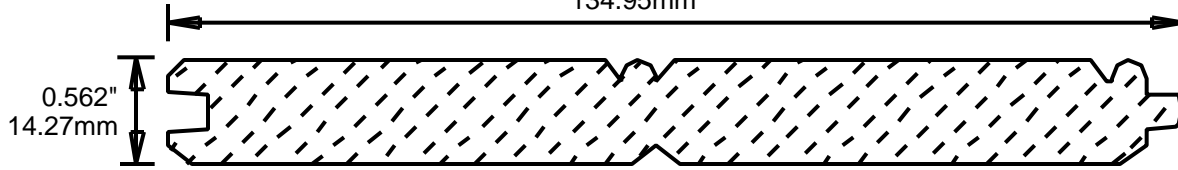


WEINIG TONGUE-AND-GROOVE PATTERNS


PT5651BV1

5.313"


134.95mm




PT6200N01




PT6200R01



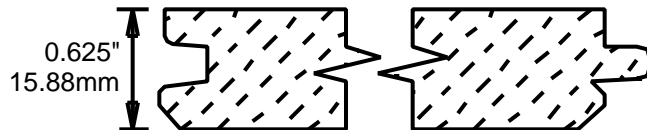
PT6200VN1



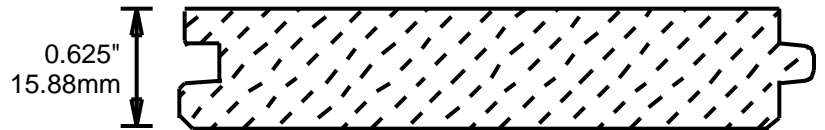
PT6200VN2



PT6200VN3



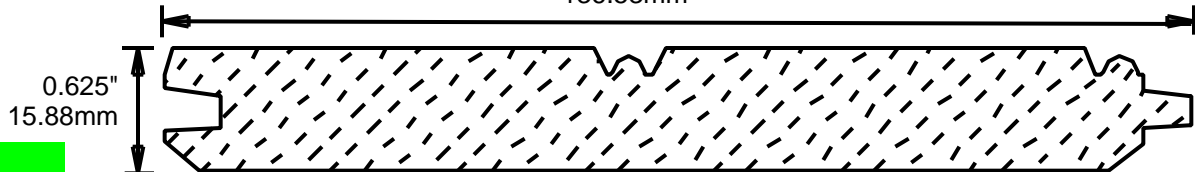
PT6200V01



PT6251BV1

5.375"

136.53mm



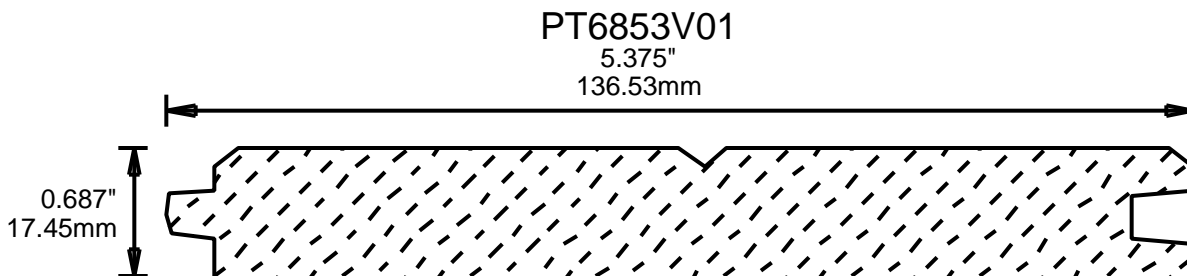
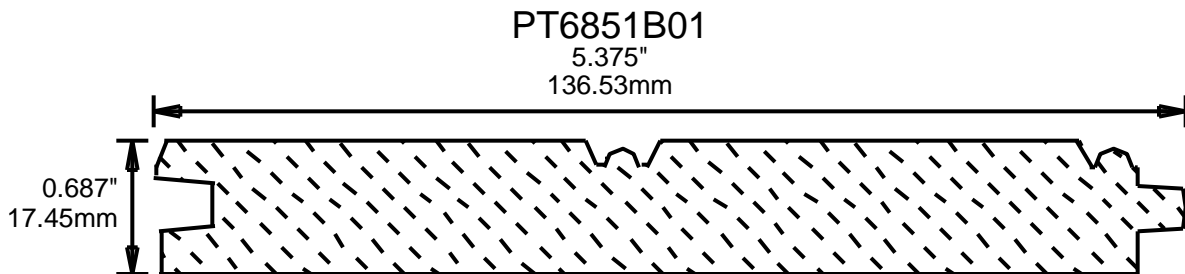
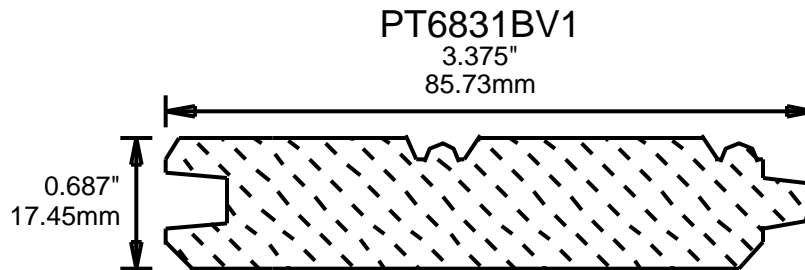
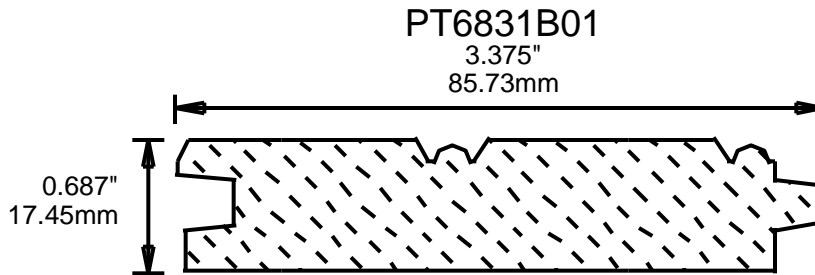
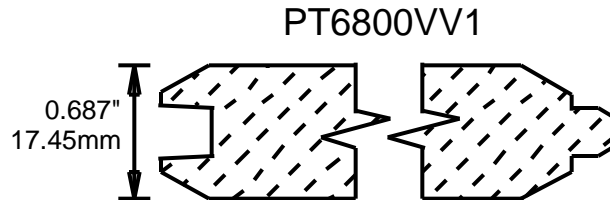
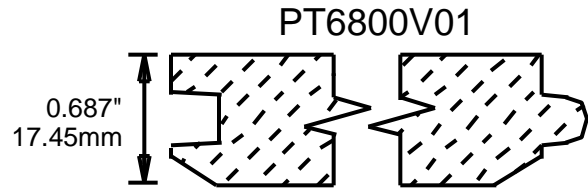
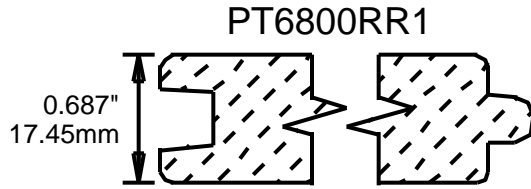
**PRINT
THIS SECTION**

**ORDERING
INFORMATION**

**RETURN TO
Table of Contents**

**RETURN TO
Beginning of Section**

WEINIG TONGUE-AND-GROOVE PATTERNS



**PRINT
THIS SECTION**

**RETURN TO
Beginning of Section**

**RETURN TO
Table of Contents**

**ORDERING
INFORMATION**

